

# SENDCo Network Autumn 2



# Agenda:

- ▶ SENDCo Clusters
- ▶ SENAS Update and consultation
- ▶ Race Equality Cohort and SEND
- ▶ Training and Workforce Development opportunities
- ▶ SEN K Coding

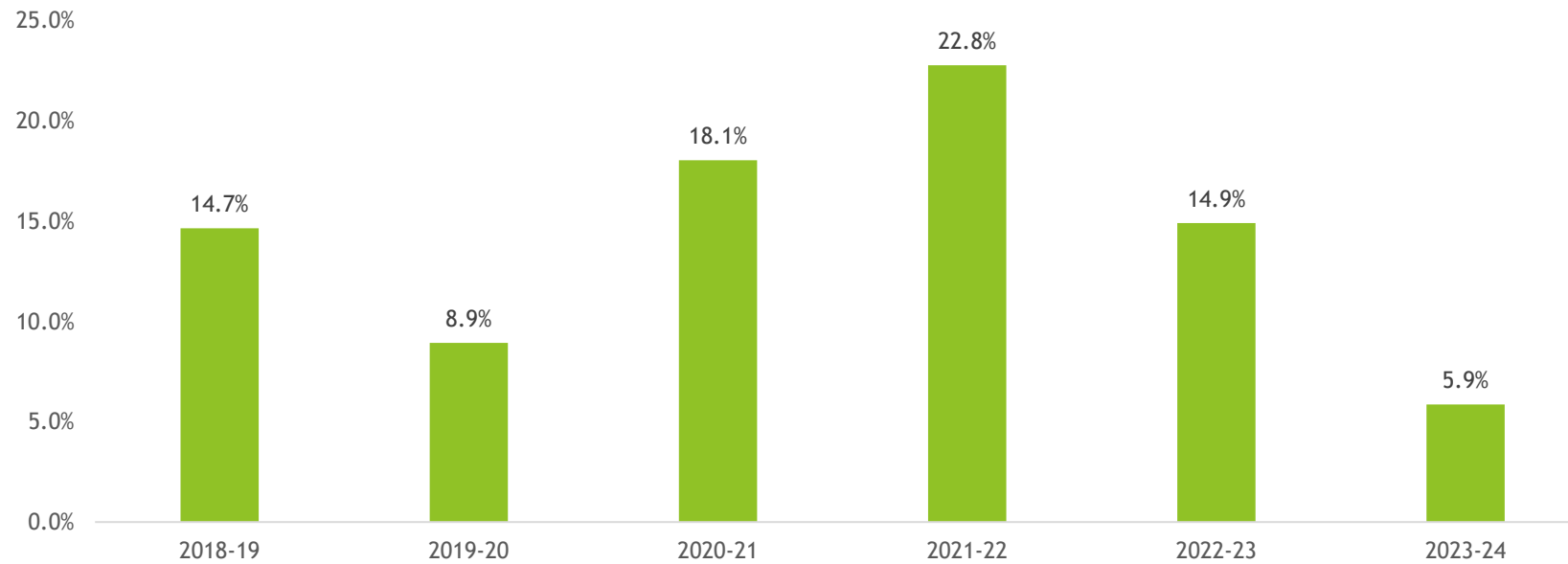
# Race Equality Cohort

% of SEND pupils (Reception to Year 13) by primary need and ethnicity, as classified in the January 2024 spring census				
	% Black Caribbean	% Mixed White & Black Caribbean	Somali	Ealing - All Other
Autistic spectrum disorder	9%	8%	10%	12%
Hearing impairment	1%	0%	0%	1%
Moderate learning difficulty	13%	10%	15%	12%
Multi-sensory impairment	0%	0%	0%	0%
Physical disability	1%	1%	3%	2%
Profound & multiple learning difficulty	0%	0%	1%	1%
Social, emotional & mental health	29%	33%	10%	15%
Speech, language & communication needs	31%	31%	43%	39%
Severe learning difficulty	3%	1%	11%	5%
Specific learning difficulty	6%	6%	5%	7%
Visual Impairment	0%	0%	0%	1%

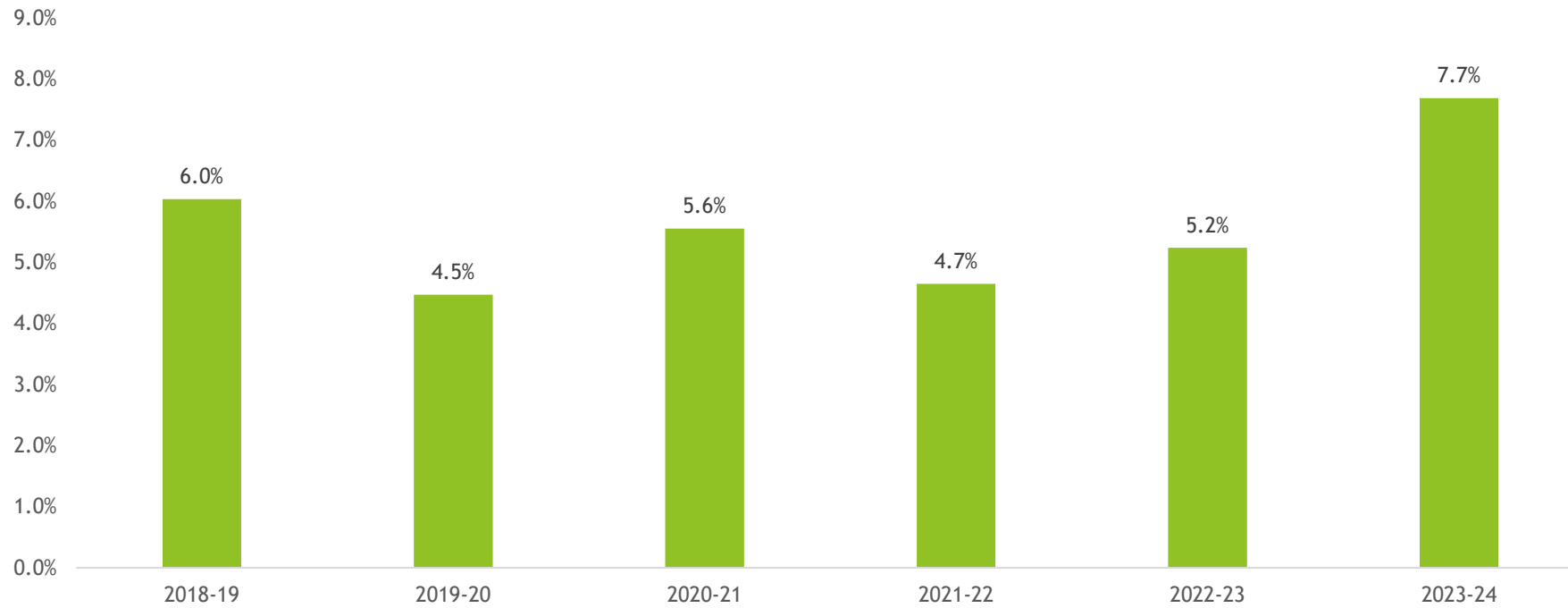
% of ALL pupils (Reception to Year 13) by primary need and ethnicity, as classified in the January 2024 spring census				
	% Black Caribbean	% Mixed White & Black Caribbean	Somali	Ealing - All Other
Autistic spectrum disorder	2%	2%	2%	2%
Hearing impairment	0%	0%	0%	0%
Moderate learning difficulty	4%	3%	3%	2%
Multi-sensory impairment	0%	0%	0%	0%
Physical disability	0%	0%	1%	0%
Profound & multiple learning difficulty	0%	0%	0%	0%
Social, emotional & mental health	8%	8%	2%	2%
Speech, language & communication needs	9%	8%	9%	6%
Severe learning difficulty	1%	0%	2%	1%
Specific learning difficulty	2%	2%	1%	1%
Visual Impairment	0%	0%	0%	0%

# Primary School Suspensions

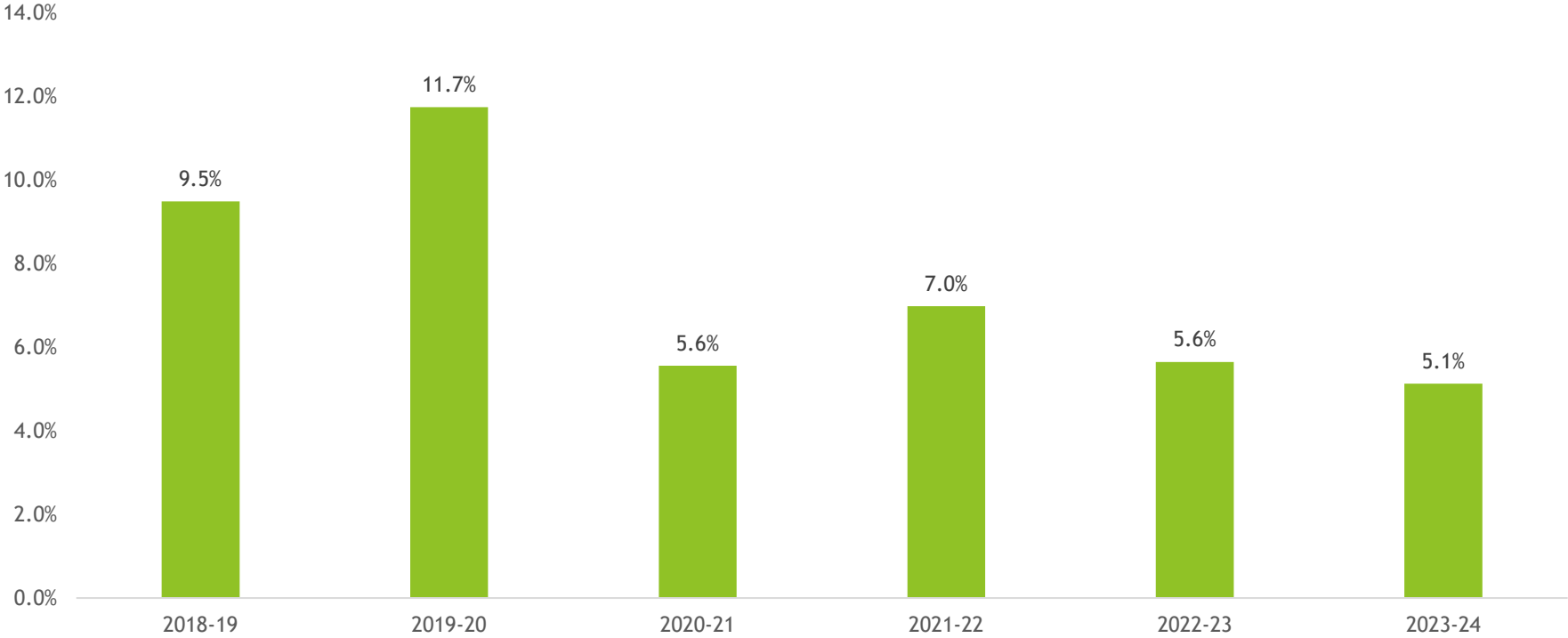
% suspensions for pupils of Caribbean heritage (compared to 2.8% pop'n)



% of suspensions for pupils of White and Black Caribbean heritage (compared to 2.1% pop'n)



% of suspensions for pupils of Somali heritage (compared to 5.6% pop'n)



## SEN Stage

	BCRB		MWBC		BSOM		WBRI	
No SEN	1	6%	6	29%	0	0%	6	
School Support	5	31%	8	38%	5	36%	8	
EHC Plan	10	63%	7	33%	9	64%	25	
	16		21		14			

## Year Group

	BCRB		MWBC		BSOM		WBRI	
Reception	1	6%	0	0%	0	0%	4	10%
Y1	2	13%	4	19%	1	7%	1	3%
Y2	1	6%	3	14%	2	14%	15	38%
Y3	1	6%	1	5%	5	36%	1	3%
Y4	0	0%	3	14%	1	7%	7	18%
Y5	5	31%	5	24%	1	7%	7	18%
Y6	6	38%	5	24%	4	29%	4	10%
	16		21		14		39	

**Physical assault against an adult**

	BCRB		MWBC		BSOM		WBRI	
No SEN		0%	2	67%		0%	3	17%
School Support	1	11%		0%	4	44%	0	0%
EHC Plan	8	89%	1	33%	5	56%	15	83%
Total	9		3		9		18	

**Physical assault against a pupil**

	BCRB		MWBC		BSOM		WBRI	
No SEN		0%	2	22%		0%	0	0%
School Support	2	100%	4	44%	1	50%	3	33%
EHC Plan		0%	3	33%	1	50%	6	67%
Total	2		9		2		9	

**Persistent disruptive behaviour**

	BCRB		MWBC		BSOM		WBRI	
No SEN		0%	2	25%		0%	3	30%
School Support	1	100%	3	38%		0%	4	40%
EHC Plan		0%	3	38%	2	100%	3	30%
Total	1		8		2		10	



# Average age when EHCP is issued

<i><b>Ethnicity Group</b></i>	<i><b>Average Age at First Issue</b></i>
ABAN	6.4
AIND	6.8
AOTH	6.8
APKN	7.0
BAFR	6.8
BCRB	8.8
BOTH	6.6
CHNE	6.4
MOTH	7.3
MWAS	7.8
MWBA	8.6
MWBC	8.4
OOTH	7.2
WBRI	8.4
WIRI	7.6
WIRT	7.9
WOTH	7.0
WROM	9.2
NOBT	6.6
REFU	7.3
<b>Total</b>	<b>7.4</b>

# Age when EHCP is issued

Ethnicity Group	0	2	3	4	5	6	7	8	9	10	11	12	13	14	15	16	17	18	19	22	Grand Total
ABAN	0.0%	0.0%	11.8%	37.3%	11.8%	2.0%	5.9%	0.0%	3.9%	15.7%	5.9%	0.0%	2.0%	2.0%	2.0%	0.0%	0.0%	0.0%	0.0%	0.0%	51
AIND	0.0%	0.3%	7.8%	30.2%	11.5%	7.5%	8.6%	7.2%	4.6%	5.5%	7.2%	0.9%	2.3%	3.2%	2.3%	0.6%	0.3%	0.3%	0.0%	0.0%	348
AOTH	0.0%	0.0%	9.0%	30.3%	11.9%	7.4%	5.7%	6.6%	4.9%	7.8%	4.9%	2.0%	2.9%	2.9%	1.6%	1.6%	0.0%	0.4%	0.0%	0.0%	244
APKN	0.0%	0.0%	7.0%	27.0%	12.5%	7.5%	7.0%	7.0%	7.0%	7.0%	7.0%	3.5%	1.5%	5.0%	1.0%	0.0%	0.0%	0.0%	0.0%	0.0%	200
BAFR	0.0%	0.0%	5.4%	32.6%	14.9%	6.1%	5.6%	6.3%	6.1%	6.3%	5.6%	1.9%	2.1%	1.9%	3.3%	1.7%	0.2%	0.0%	0.0%	0.0%	478
BCRB	0.0%	0.0%	4.4%	15.4%	7.7%	7.7%	7.1%	6.0%	8.2%	9.9%	7.7%	3.3%	5.5%	6.6%	7.7%	1.6%	1.1%	0.0%	0.0%	0.0%	182
BOTH	0.0%	0.0%	6.1%	34.7%	11.2%	3.1%	8.2%	12.2%	4.1%	6.1%	7.1%	1.0%	3.1%	2.0%	1.0%	0.0%	0.0%	0.0%	0.0%	0.0%	98
CHNE	0.0%	6.3%	6.3%	31.3%	12.5%	0.0%	0.0%	12.5%	18.8%	0.0%	6.3%	0.0%	6.3%	0.0%	0.0%	0.0%	0.0%	0.0%	0.0%	0.0%	16
MOTH	0.0%	0.0%	4.1%	26.5%	10.6%	6.5%	10.6%	6.5%	9.4%	8.8%	4.7%	2.9%	2.9%	1.8%	1.8%	2.4%	0.6%	0.0%	0.0%	0.0%	170
MWAS	0.0%	0.0%	3.4%	25.8%	10.1%	2.2%	4.5%	7.9%	11.2%	7.9%	12.4%	5.6%	3.4%	1.1%	4.5%	0.0%	0.0%	0.0%	0.0%	0.0%	89
MWBA	0.0%	0.0%	3.4%	15.5%	10.3%	5.2%	13.8%	6.9%	6.9%	6.9%	3.4%	5.2%	6.9%	10.3%	0.0%	5.2%	0.0%	0.0%	0.0%	0.0%	58
MWBC	0.0%	0.0%	0.9%	13.5%	9.0%	12.6%	5.4%	11.7%	10.8%	12.6%	7.2%	4.5%	0.9%	5.4%	4.5%	0.9%	0.0%	0.0%	0.0%	0.0%	111
OOTH	0.2%	0.2%	8.7%	26.9%	10.2%	5.2%	7.3%	8.1%	4.4%	8.1%	7.9%	2.3%	1.9%	4.5%	1.8%	1.8%	0.5%	0.2%	0.2%	0.0%	620
WBRI	0.0%	0.3%	6.7%	16.3%	5.6%	6.2%	8.6%	7.4%	6.9%	11.8%	9.8%	4.5%	4.7%	3.2%	4.5%	2.4%	0.8%	0.0%	0.2%	0.0%	594
WIRI	0.0%	0.0%	3.2%	16.1%	19.4%	0.0%	0.0%	9.7%	19.4%	16.1%	12.9%	3.2%	0.0%	0.0%	0.0%	0.0%	0.0%	0.0%	0.0%	0.0%	31
WIRT	0.0%	0.0%	5.3%	10.5%	10.5%	0.0%	15.8%	15.8%	21.1%	0.0%	10.5%	0.0%	5.3%	5.3%	0.0%	0.0%	0.0%	0.0%	0.0%	0.0%	19
WOTH	0.0%	0.0%	4.3%	25.8%	14.4%	8.2%	6.9%	9.6%	7.7%	7.7%	5.9%	2.4%	2.7%	2.1%	1.9%	0.3%	0.3%	0.0%	0.0%	0.0%	376
WROM	0.0%	0.0%	0.0%	16.7%	0.0%	16.7%	0.0%	0.0%	16.7%	0.0%	16.7%	16.7%	16.7%	0.0%	0.0%	0.0%	0.0%	0.0%	0.0%	0.0%	6
NOBT	0.0%	0.9%	12.9%	33.9%	10.3%	6.3%	5.4%	4.9%	3.1%	5.4%	3.6%	3.1%	2.2%	1.3%	2.2%	1.8%	1.3%	0.4%	0.4%	0.4%	224
REFU	0.0%	0.0%	2.4%	26.2%	9.5%	7.1%	11.9%	7.1%	9.5%	11.9%	2.4%	7.1%	2.4%	0.0%	0.0%	0.0%	2.4%	0.0%	0.0%	0.0%	42
Grand Total	0.0%	0.2%	6.7%	25.9%	10.8%	6.4%	7.3%	7.5%	6.5%	8.2%	7.0%	2.8%	2.9%	3.2%	2.7%	1.4%	0.5%	0.1%	0.1%	0.0%	3957

## Reflection space:

What questions  
are coming up  
for you?

What have you  
noticed in your  
own school?

# SEND and Inclusion Visits

- ▶ Day visit in school - focus of the schools choice
- ▶ Learning walks - SENCO, DHT, Subject leads
- ▶ Meeting with TAs. Subject leaders, Class teachers
- ▶ Leadership of SEND discussion - all leaders not just SENDCo
- ▶ Pupil Voice
- ▶ Governance
- ▶ EYFS/Hubs/SEMH

# OT and SALT

- ▶ Professional Development Opportunity pilot
- ▶ Upskilling SENCOs, KS2 Leads, DHTs
- ▶ Communication and Sensory Friendly KS2 Learning environments